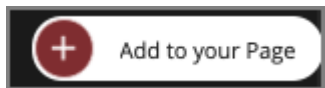
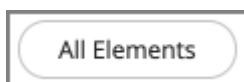

Add a Tab Set Component to a Page

Created On: July 28, 2021


1. Select Add to your Page in the Selection Control Bar.



2. Select All Elements.



3. Select Horizontal Tabs under Tab Sets.



4. The Tab Set component is added to the page.
Select the X icon to close the Add to your Page panel.



5. Preview the Current Page to see how the Callout will look and behave for your learners.