
Multiple Pulldown Inline Quiz Question

Created On: May 27, 2021

Created with:
dominKnow Capture
<https://www.dominknow.com>

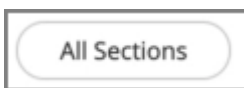
Job Aid Multiple Pulldown Inline Quiz Question

1. Select the Add to your Page icon.




2. The Add to your Page panel opens.

Select the All Sections button.



3. Scroll down to the Quizzes section and select the Multiple Pulldowns question.



4. The Build Your Question modal opens.

Select the Enter Opening text field to add an Opening. For this example we will add the text for you.



Job Aid Multiple Pulldown Inline Quiz Question

5. Select the Question Body text field to enter your question.

For this example, we will add the text for you.



6. Highlight or double-click a word you want to have as an option in your pulldown.

For this example, select the word "Slips".

Slips

7. Select the Mark Correct Choice button.

Mark Selected as Choice

8. Highlight or double-click another word you want to have as an option in your pulldown.

For this example, select the word "Trips".

Trips

9. Select the Mark Correct Choice button.

Mark Selected as Choice

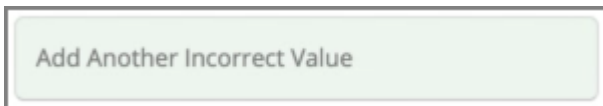
Job Aid Multiple Pulldown Inline Quiz Question

10. Select the Next button.



11. We will now add Incorrect Values for each pulldown.

Select Add Another Incorrect Value.

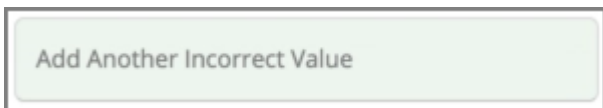


12. Select the text input field to type in a value.

For this example, we will add the text for you.

13. We will now add an Incorrect Value for the second pulldown.

Select Add Another Incorrect Value.



14. Select the text input field to type in a value.

For this example, we will add the text for you.

Job Aid Multiple Pulldown Inline Quiz Question

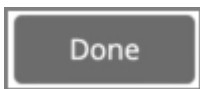
15. Select the Next button.



16. If you'd prefer to input custom feedback for your question, deselect Use Project Feedback and input your own text into the Correct and Incorrect fields.


For this example we will use the Project Default Feedback.

Select the Done button to complete.




17. From the Style tab you can choose from two different variations as well as change the color of the pulldown menus.

Select the Style tab now.



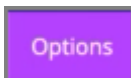
18. For this example, Select the dark blue color option.



19. For this example, Select the second variation.



20. Select the Options tab.



Job Aid Multiple Pulldown Inline Quiz Question

21. On the Options tab you can set the number of attempts the learner gets to answer the question, choose to show the Feedback or not as well as add a variable.

For this example, we will leave the defaults that are shown.

Select the FX tab now.



22. From the FX tab you can set your question to appear with an Entrance Effect, set the direction that the effect occurs as well as add a scrolling effect.
Note: Scrolling effects allow the question to appear when scrolled into view and exit with an effect when scrolling out of view.
-