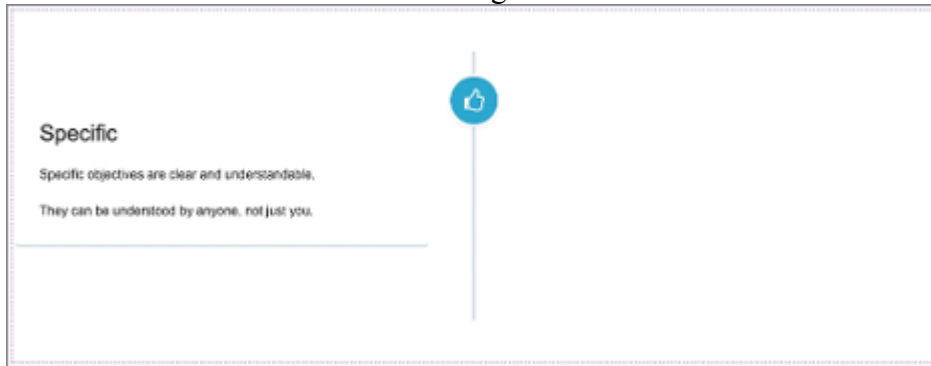

Duplicate a Node in a Timeline

Created On: May 17, 2024

1. Select the Timeline element on the Page.



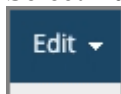
2. Select the **edit option** (pencil icon).



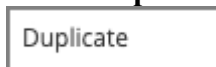
3. Select the icon for the Node you wish to duplicate.



4. Confirm in the breadcrumb above the Stage that you have the Node selected.
Select Edit.



5. Select **Duplicate**.



6. The new duplicated Node is added as the last Node in the Timeline.