

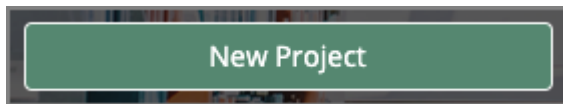
---

# Create a new Flow Project


---

Created On: November 11, 2021

1. On the Splash Page, select **New Project**.



2. In the Flow options, select More.

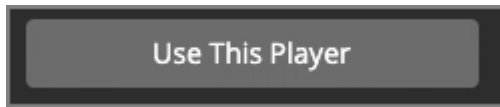


3. On the By Player Experience list you can choose the player controls for your project.

For this project, scroll down and choose Section Navigation.



4. Select **Use This Player**.



5. The Title field will provide a default name based on your first name followed by Quickstart. You can change this if you wish.

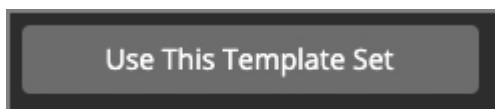
Select the Title field and we'll add a name for you.



6. Select the **White** design.



7. Select **Use This Template Set**.



8. Your Project will open.

The authoring Stage shows a Title page, ready for you to start adding content.

---