

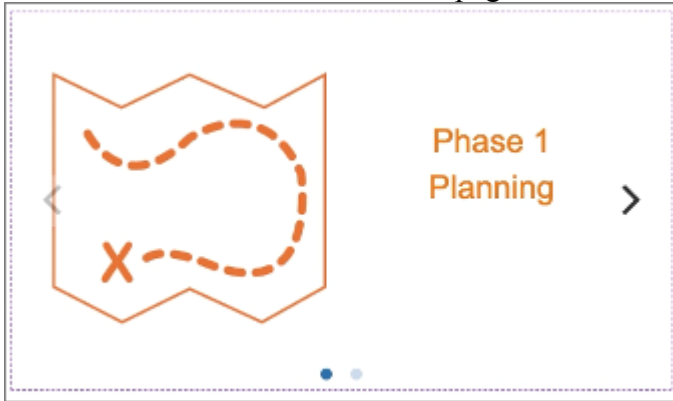
---

# Copy a Slide from One Carousel to Another

---

Created On: May 17, 2024

1. Select the Carousel element on the page.



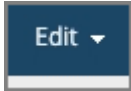
2. Select the **edit option** (pencil Icon).



3. Select the Slide in the carousel (don't select an element on the slide).



4. Confirm in the breadcrumb above the Stage that you have the Slide selected.  
Select **Edit**.



5. Select **Copy**.



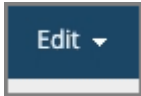
6. Select the second Carousel element.



## Job Aid Copy a Slide from One Carousel to Another

---

7. Select **Edit**.



8. Select **Paste**.



9. The copied Slide is now added in the second Carousel element.

---