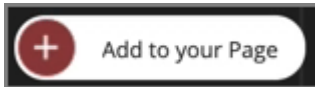


Add a Callout Component to a Page

Created On: July 20, 2021


1. Select Add to your Page in the Selection Control Bar.



2. Select All Elements.



3. Locate and select the Callout component.



4. The Callout component is added to the page.

Select the X icon to close the Add to your Page panel to close it.



5. Preview the Current Page to see how the Callout will look and behave for your learners.